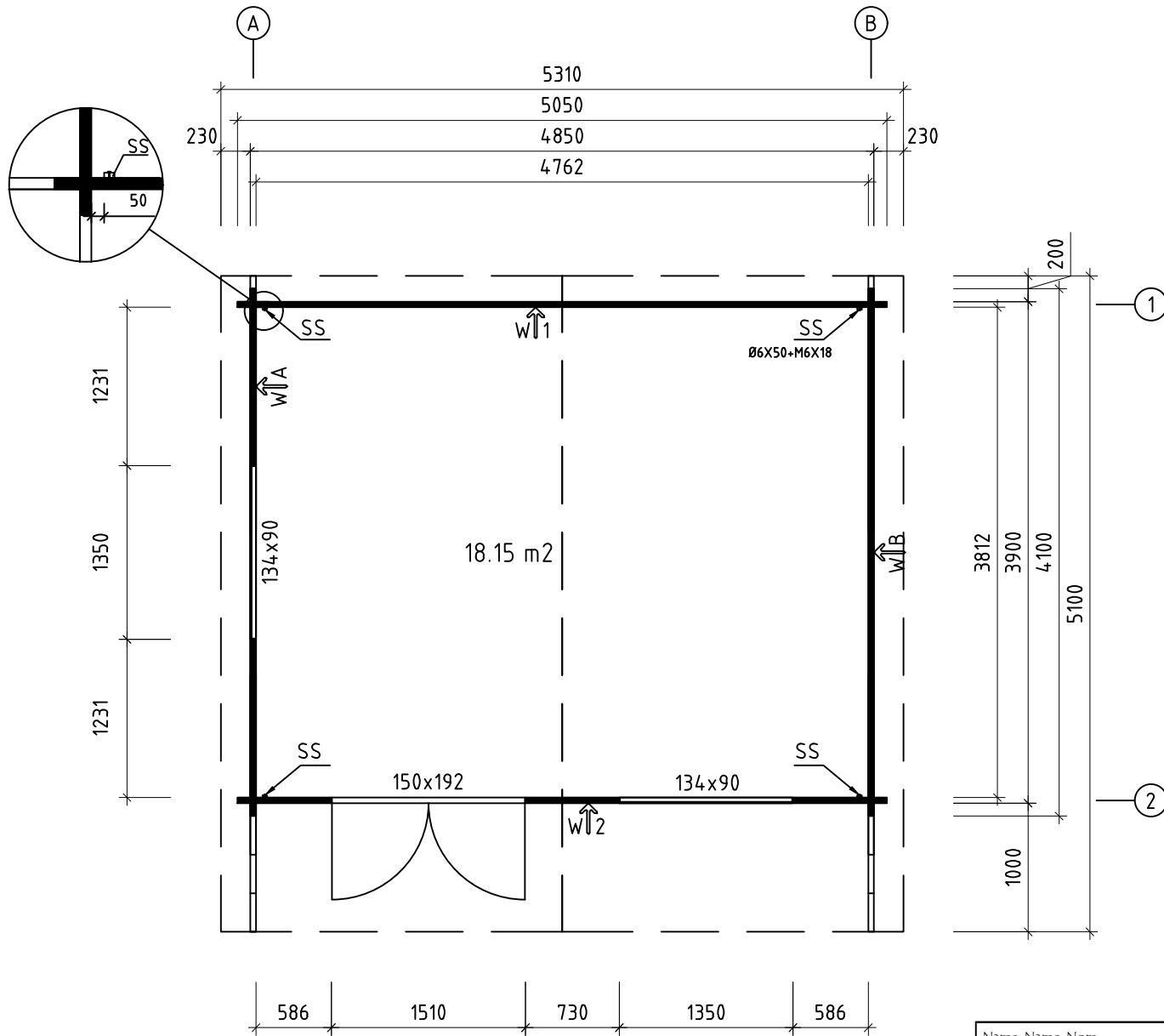
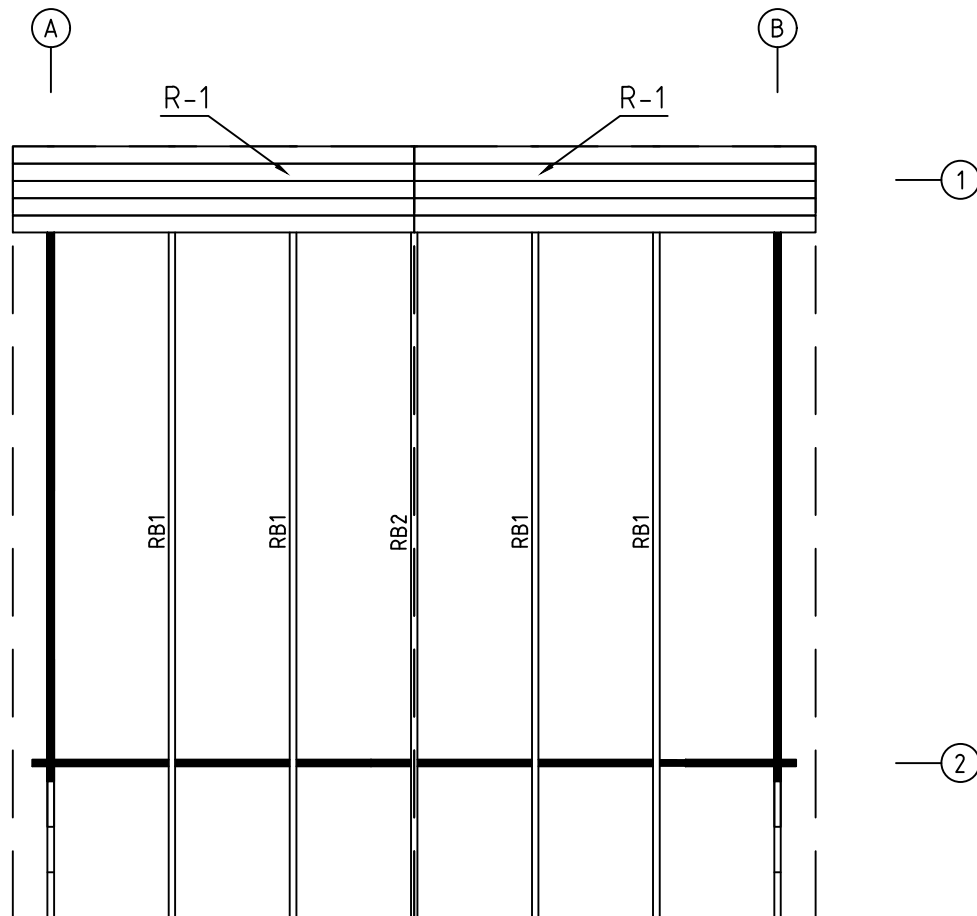




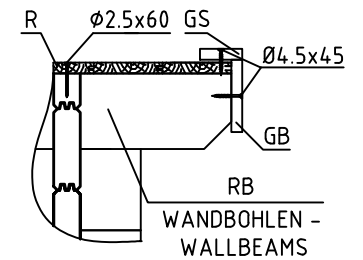

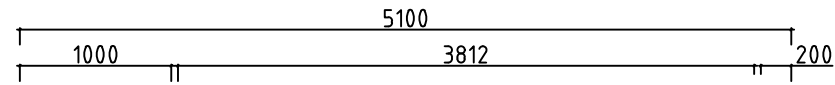
Name	4456681	Seite/Page	1
Zeichnung/Drawing	3 D	Maßstab/Scale	
Profil/Profile	44X135	Datum/Date	27.01.2022
Zeichner/Drafter	SRM	File	4456681.dwg



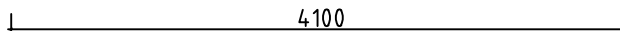
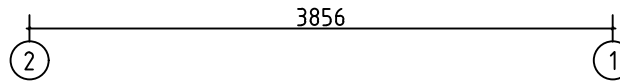
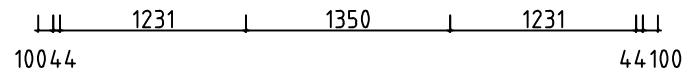
Name-Name-Nom	4456681	Page-Seite-Page	2
View-Aussicht-Vue GROUNDPLAN - GRUNDPLAN - PLAN DE MASSE		Scale-Maßstab-Echelle	1:50
Material-Material-Matériel	44X135	Date-Datum-Date	27.01.2022
Drafter-Zeichner-Rédacteur SRM	File	4456681.dwg	



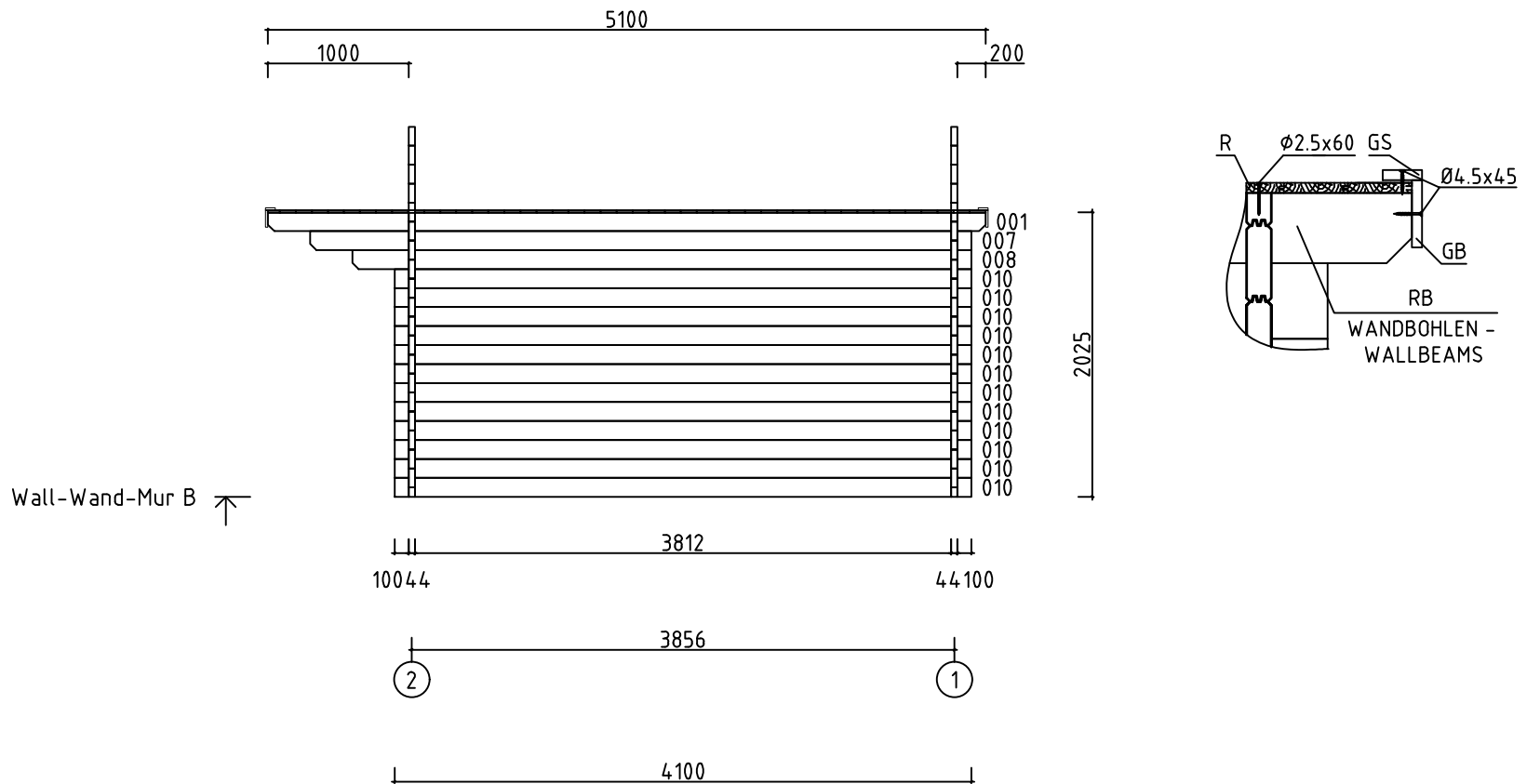
Name-Name-Nom	4456681	Page-Seite-Page	3
View-Aussicht-Vue	ROOF BOARDS - DACHBRETTER - VOLIGES	Scale-Maßstab-Echelle	1:50
Material-Material-Matériel	88X18 or-oder-ou 114X18 / 43X140	Date-Datum-Date	27.01.2022
Drafter-Zeichner-Rédacteur	SRM	File	4456681.dwg



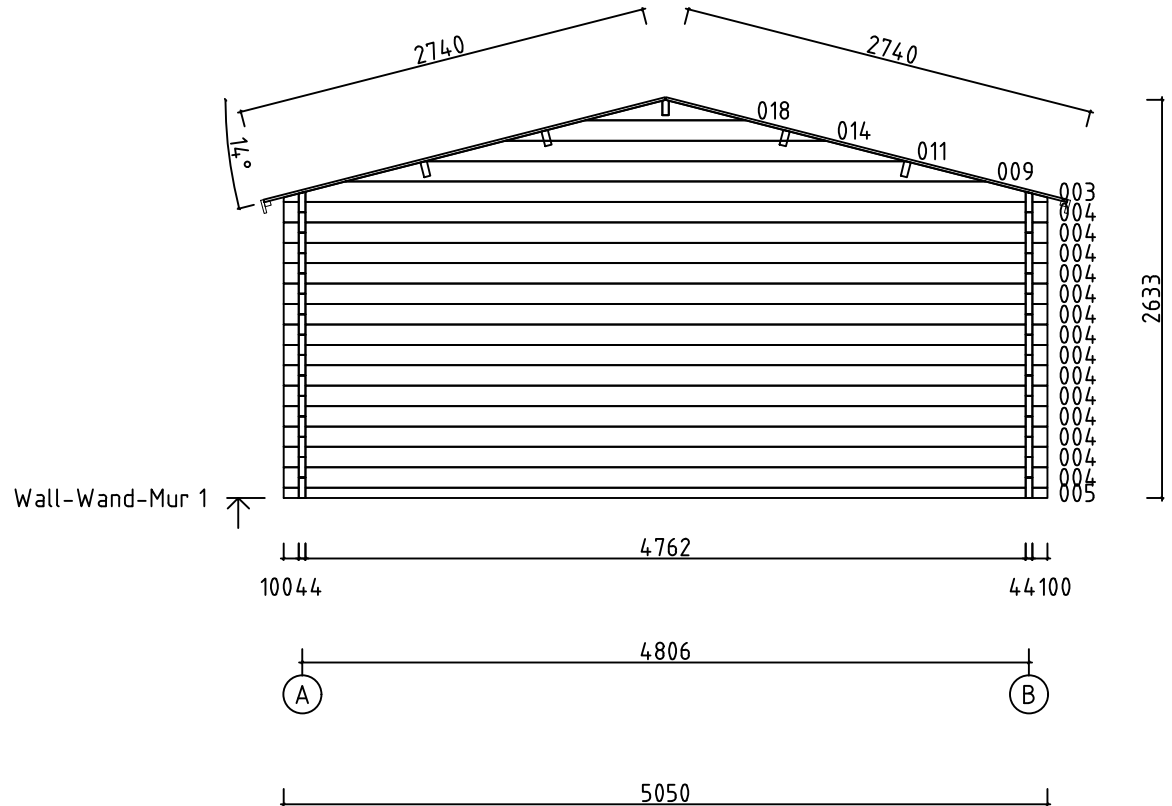
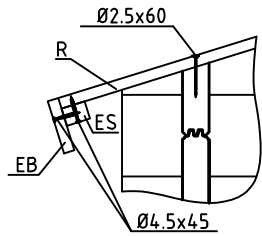
Wall-Wand-Mur A ↗



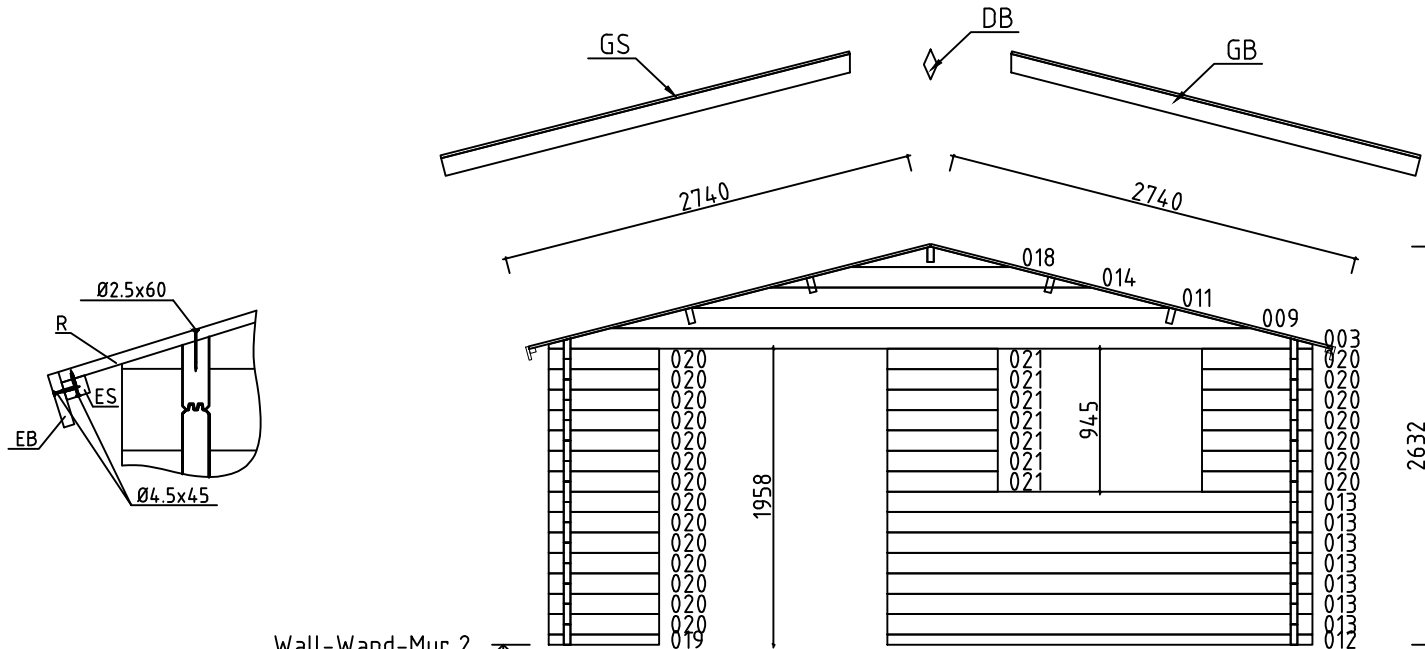
Name-Name-Nom	4456681	Page-Seite-Page	4
View-Aussicht-Vue	Wall-Wand-Mur A	Scale-Maßstab-Echelle	1:50
Material-Material-Matériel	44X135	Date-Datum-Date	27.01.2022
Drafter-Zeichner-Rédacteur	SRM	File	4456681.dwg



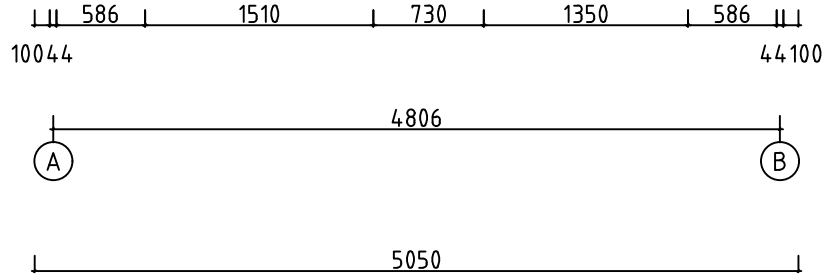
Name-Name-Nom	4456681	Page-Seite-Page	5
View-Aussicht-Vue	Wall-Wand-Mur B	Scale-Maßstab-Echelle	1:50
Material-Material-Matériel	44X135	Date-Datum-Date	27.01.2022
Drafter-Zeichner-Rédacteur	SRM	File	4456681.dwg




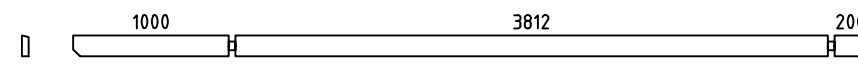
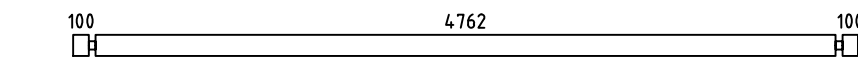
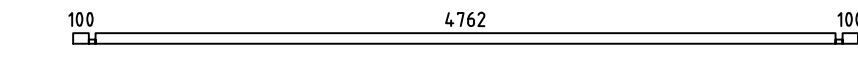
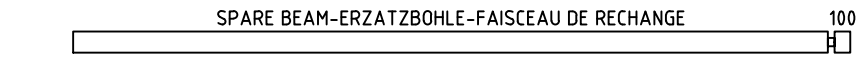
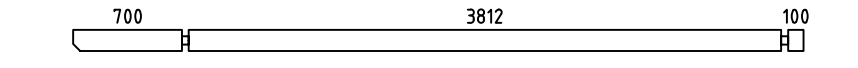
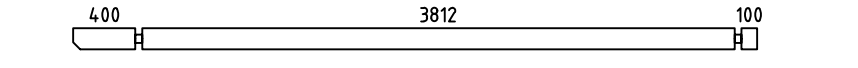

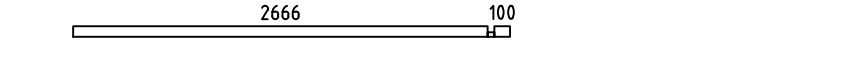







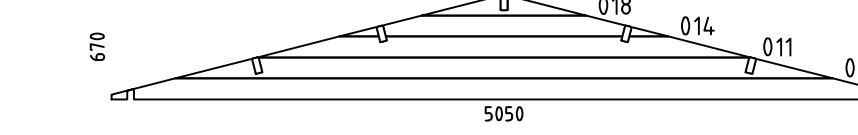



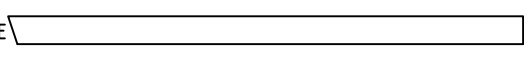

Name-Name-Nom	4456681	Page-Seite-Page	6
View-Aussicht-Vue	Wall-Wand-Mur 1	Scale-Maßstab-Echelle	1:50
Material-Material-Matériel	44X135	Date-Datum-Date	27.01.2022
Drafter-Zeichner-Rédacteur	SRM	File	4456681.dwg

















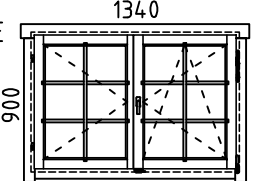
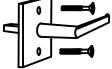
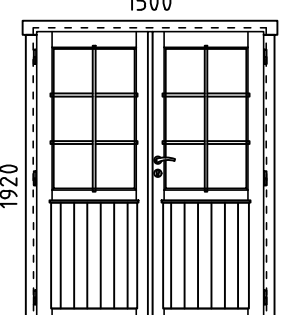



Wall-Wand-Mur 2 ↗



Name-Name-Nom	4456681	Page-Seite-Page	7
View-Aussicht-Vue	Wall-Wand-Mur 2	Scale-Maßstab-Echelle	1:50
Material-Material-Matériel	44X135	Date-Datum-Date	27.01.2022
Drafter-Zeichner-Rédacteur	SRM	File	4456681.dwg

Pos	Piece list - Stückliste - Liste des pieces 4456681	Stck Pcs.	Profil Profile (mm)	Länge Length (mm)
001		1	44x135	5100
002		1	44x135	5100
004		14	44x135	5050
005		1	44x68	5050
006	SPARE BEAM-ERZATZBOHLE-FAISCEAU DE RECHANGE 	1	44x135	5000
007		1	44x135	4700
008		1	44x135	4400
010		19	44x135	4100
012		1	44x68	2810
013		7	44x135	2810
015		1	44x135	1975
016		1	44x135	1675
017		12	44x135	1375
019		1	44x68	730
020		21	44x135	730
021		7	44x135	730
W1-1 W2-1		2	44x670	5050
RB1	ROOF BEAM - DACHBALKEN - PANNE DE TOIT 	4	43x140	5100
RB2	ROOF BEAM - DACHBALKEN - PANNE DE TOIT 	1	43x140	5100
R-1	ROOF BOARDS - DACHBRETTER - VOLIGES 88mm or -oder-ou 114mm 	90+2	114x18	2740
GB-1	GABLE MOULDING - GIBELLEISTE - PLANCHE DE RIVE 	4	18x120	2790
EB-1	EAVES BOARD - TRAUFBRETT - BANDEAU DE TOIT 	2	18x90	5100

Pos	Piece list - Stückliste - Liste des pieces 4456681	Stck Pcs.	Profil Profile (mm)	Länge Length (mm)
ES-1	ROOF EDGE REINFORCEMENT - DACHRANDVERSTÄRKUNG - CORNIERE DE RENFORT DE BORD DE TOIT 	2	30x40	5100
GS-1	ROOFING FELT FILLET - DACHPAPPENLEISTE - BAGUETTE DE FIXATION DU FEUTRE BITUMEUX 	4	18x70	2790
DB	GABLE SEGMENT-DECKBLATT - LOSANGE DE FINITION 	2		
SS-1	STORM PROTECTION - STURMLEISTE - LATTE ANTI-TEMPETE 	4	18x35	1980
SH	HAMMER BLOCK - SCHLAGHOLZ - CALLE DE FRAPPE 	2		
HS	SCREW FOR GABLE SEGMENT - SCHRAUBEN FÜR DECKBLATT - VIS POUR FIXATION LOSANGE DE FINITION 	4	Ø3.5X35	
HS	VIS DE FIXATION POUR PLANCHE DE RIVE -SCHRAUBEN FÜR GIEBELLEISTE - SCREWS FOR GABLE MOULDING GB 	24	Ø4.5X45	
HS	VIS DE FIXATION POUR BANDEAU DE TOIT - SCHRAUBEN FÜR TRAUFBRETTER - SCREW FOR EAVES BOARDS EB 	24	Ø4.5X45	
HS	VIS POUR RENFORT DE BORD DE TOIT - SCHRAUBE FÜR DACHRANDVERSTÄRKUNG - SCREW FOR ROOF EDGE REINFORCEMENT ES 	24	Ø4.5X45	
HS	SCREWS FOR GABLE COVER STRIPS-SCHRAUBEN FÜR GIEBELDECKLEISTEN- VIS POUR BAGUETTE DE FIXATION DU FEUTRE BITUMEUX GS 	24	Ø4.5X45	
HS	SCREW FOR 1. WALL BEAM - SCHRAUBE FÜR 1. BOHLENREIHE - VIS DE FIXATION DES FONDATIONS 	7	Ø5.0X120	
HS	SCREW FOR GABLE - SCHRAUBEN FÜR GIEBEL - VIS POUR FIXATION DES PIGNONS 	20	Ø5.0X120	
HS	SCREW FOR ROOF BEAMS - SCHRAUBEN FÜR DACHBALKEN - VIS POUR PANNE DE TOIT RB 	10	Ø6X160	
HS	VIS POUR LAME ANTI-TEMPETE - SCHRAUBEN FÜR STURMLEISTE - SCREWS FOR STORM PROTECTION SS 	12	Ø6X50	
KL	RONDELLE POUR LAME ANTI-TEMPETE - DICHTSCHEIBE FÜR STURMLEISTE - WASHER FOR STORM PROTECTION SS 	12	M6X18	
NF	ZN NAIL FOR ROOF - ZN NÄGEL FÜR DACHBRETTER - POINTE POUR TOIT 	720	Ø2.5X60	
AMV	VENSTER - FENSTER -WINDOW, AST_PRE  DROITIER/DIN RECHTS/ /RIGHT HANDED	2	1340x900	
AMV	WINDOW HANDLE FITTINGS-FENSTERGRIFF - POIGNÉE D'OUVERTURE DE FENETRE 	2		
UMV	DOOR-TÜR-PORTE, AST PRE  DROITIER/DIN RECHTS/ /RIGHT HANDED	1	1500X1920	
UMV	DOOR HANDLE FITTINGS (PRE) - TÜRGRIF (PRE) - SET DE GARNITURES DE SERRURE DE PORTE (PRE) 	1		